



# DISCOVERING DELICIOUS DENMARK

BY THE MOTOROAMERS





# 1 INTRODUCTION

Denmark, one of Scandinavia's collective has significant pulling power when it comes to a quality lifestyle. In fact in the 2019 World Happiness Report, Denmark was second only to Finland.

With many famous connections including Vikings, Shakespeare's Hamlet, the king of the shipping world Mærsk, Hans Christian Anderson and the invention of Lego, Denmark has a quietly alluring presence on Europe's stage. And let's not forget about its Hygge. The word that is increasingly capturing the attention of modern happiness psychologists, with its focus on well-being and 'coziness'.

As an archipelago with over 400 islands, Denmark is so much more than just a passing through route to Sweden or Norway. Come with us as we explore what this land has to offer today's curious traveller and see if we can tempt you to stay awhile.



## ABOUT THIS CAPTIVATING GUIDE

It took us just three weeks to fall for Denmark's charms. I'll admit that it wasn't love at first sight. It took a while for us to feel engaged. And I'll be honest, some of that was about its flatness. Now I love flat - The Netherlands is just joy on a plate. Although Denmark, north of Ribe in the southern region just didn't wow us. Once we moved past our egos though we started to see the authentic country. And from that moment on our mission began. ***A mission to promote this endearing destination and get people to stay awhile and not just pass through.***

Each one of our three weeks showed us a different personality. A character that surprised us as we opened our eyes. And what we hope to achieve in this eBook is to capture those elements, which taught us to appreciate every country's uniqueness, and share just a little bit of its magic.

We offer you our 21 day road-trip, divided up into five distinct routes, each one sharing our personal highlights. We have documented each of our camping overnights, with pictures and co-ordinates, and summarised some practical tips about how to create your own personal pathway through this pleasant land.

If, like us you have never given Denmark a thought, then I hope we can propel it onto your 'wish list' and inspire you to visit one of these fine days.

*Photo; Himmelbjerget Tower*





## Who are we?

Officially, we are Karen and Myles; digital nomads who are inspired to discover the world with the freedom and choice that this travelling lifestyle has gifted us.

More lovingly we are known as ***The Motoroamers*** and in March 2016 we packed up and packed in our life in England for a gap year of travel whilst we sold property. The grand plan was to put down our roots in the UK's south-west and find the 'good life', once we had sown our travel seeds.

With visions of a small-holding, donkeys, chickens and soil tarnished fingernails put aside, we hit the road in our motorhome Scoobie. We were ready for adventures and exploration that would soothe our curious spirits and satiate our inner-adventurer. Yet a few weeks into our trip we discovered that this was the life we wanted permanently and that 'going back' was not an option. So from that moment on, 'home' became the place where Scoobie's tyres rested. We found love in every dawn, each new vista cleansed our eager eyes and fed our desire to live with freedom, fearlessness and choice.

In our first year with our trusty stead, a Pilote 740 (7.5m), we visited 10 countries and covered 12,000 miles; from Spain to Slovenia, to France, Belgium and Netherlands. A rich array of adventures that tempered our need to feel alive after too many decades of corporate stress and burn-out. Spring 2017 heralded a new set of adventures as we began an epic journey into uncharted territory. The idea was to travel across to Greece and then follow a natural passage through the eastern borders of Bulgaria and Romania. What incredible cultures and natural wonders these countries had to offer. So young on the European stage and yet a whole new set of experiences for the eager traveller.

Eastern Europe is now a firm favourite, with its cheap cost of living, incredible architecture, history and welcoming natives. Beyond the relative safety of western Europe, the east is opening up so many new adventures as we move beyond our comfort zones.

2019 has all been about Scandinavia and northwestern Europe and we are so excited by our adventures. There is so much more to come.

This book is the first in our Scandinavia Trilogy and whilst we realise it is not a conclusive coverage of Denmark, we have shared our personal highlights in the hope that it may give you some food for thought.

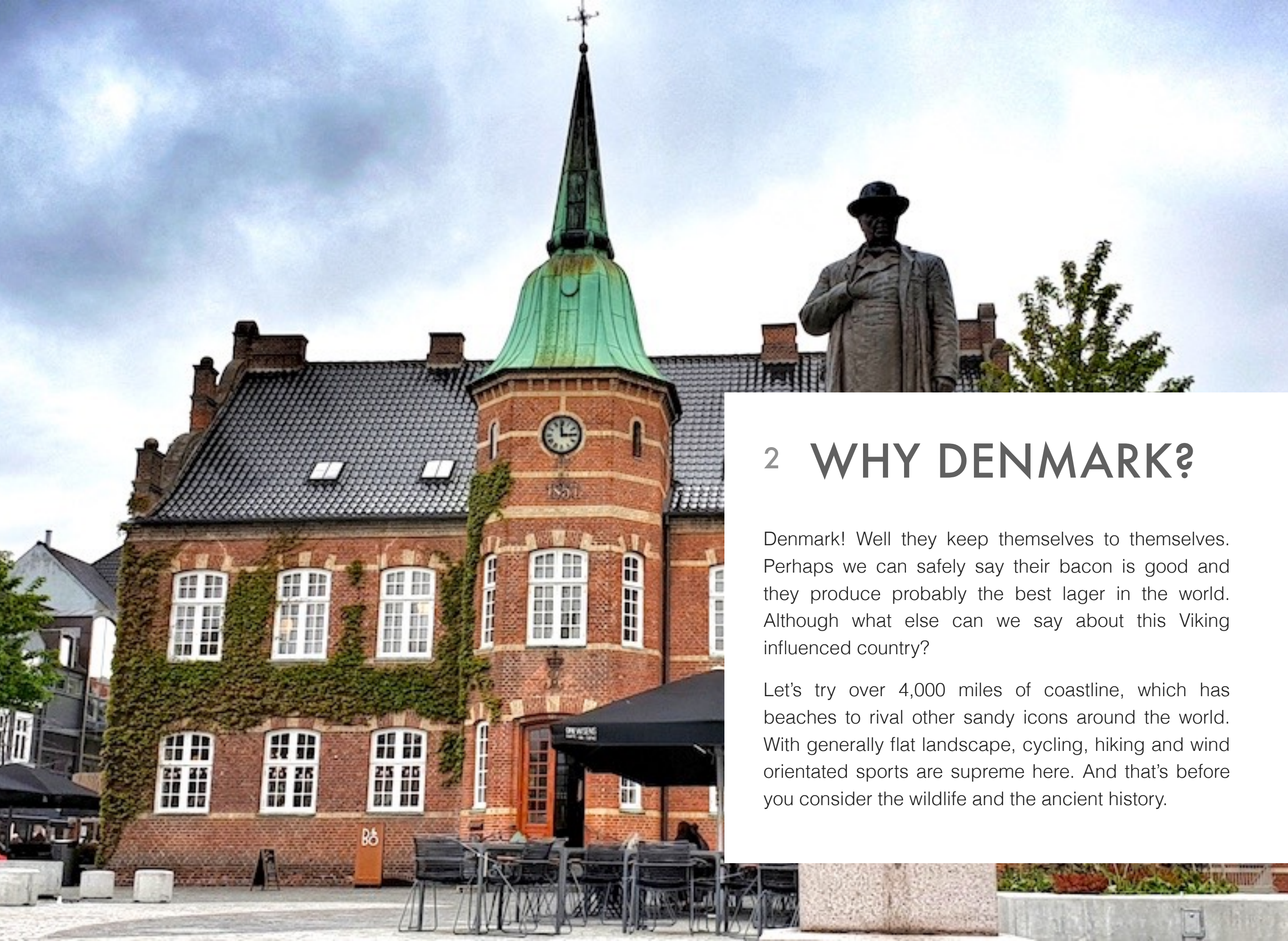
We hope you enjoy our Danish virtual tour.

*Karen, Myles and Scoobie*



[www.motoroaming.com](http://www.motoroaming.com)





## 2 WHY DENMARK?

Denmark! Well they keep themselves to themselves. Perhaps we can safely say their bacon is good and they produce probably the best lager in the world. Although what else can we say about this Viking influenced country?

Let's try over 4,000 miles of coastline, which has beaches to rival other sandy icons around the world. With generally flat landscape, cycling, hiking and wind orientated sports are supreme here. And that's before you consider the wildlife and the ancient history.





Denmark has more to offer than you might think. Whilst it may well have its flatness in the south, as you venture north there are gentle undulations that endear you to its landscape.

With acres of yellow rape in May and fields that have been ploughed in perfectly straight lines, Denmark has a real artist's canvas feel about it. You can go miles without seeing another vehicle let alone another motorhome. With excellent roads, it is a joy to travel this compact country.

If you love the outdoors, then Denmark has your name written all over it. Cycling paths everywhere, hikes in forests and along beaches, with water and wind sports wherever you look. If you have an SUP (Stand-up paddle board to you and me) then bring it. If you have a kayak, bring it and if you have a kite, be ready to fly it. There will be plenty of chances to get out in the Danish countryside and enjoy every type of outdoor pursuit.

Denmark is, we believe one of Europe's best kept secrets and deserves our attention. We are passionate about sharing this little gem and getting it on your travel agenda. [Check out our 7 Reasons to Visit Denmark blog here.](#)





<sup>3</sup> 5 ROUTES THROUGH DENMARK





## 4 ROUTE 1 - SOUTH DENMARK

The next five Chapters are dedicated to giving you a detailed insight into our routes through Denmark and the regions we travelled through.

Denmark is split into five regions, four of which we explored. As the first up on our itinerary, southern Denmark is such a large area, for ease we have split it into two chapters

Here's the first leg of our journey.

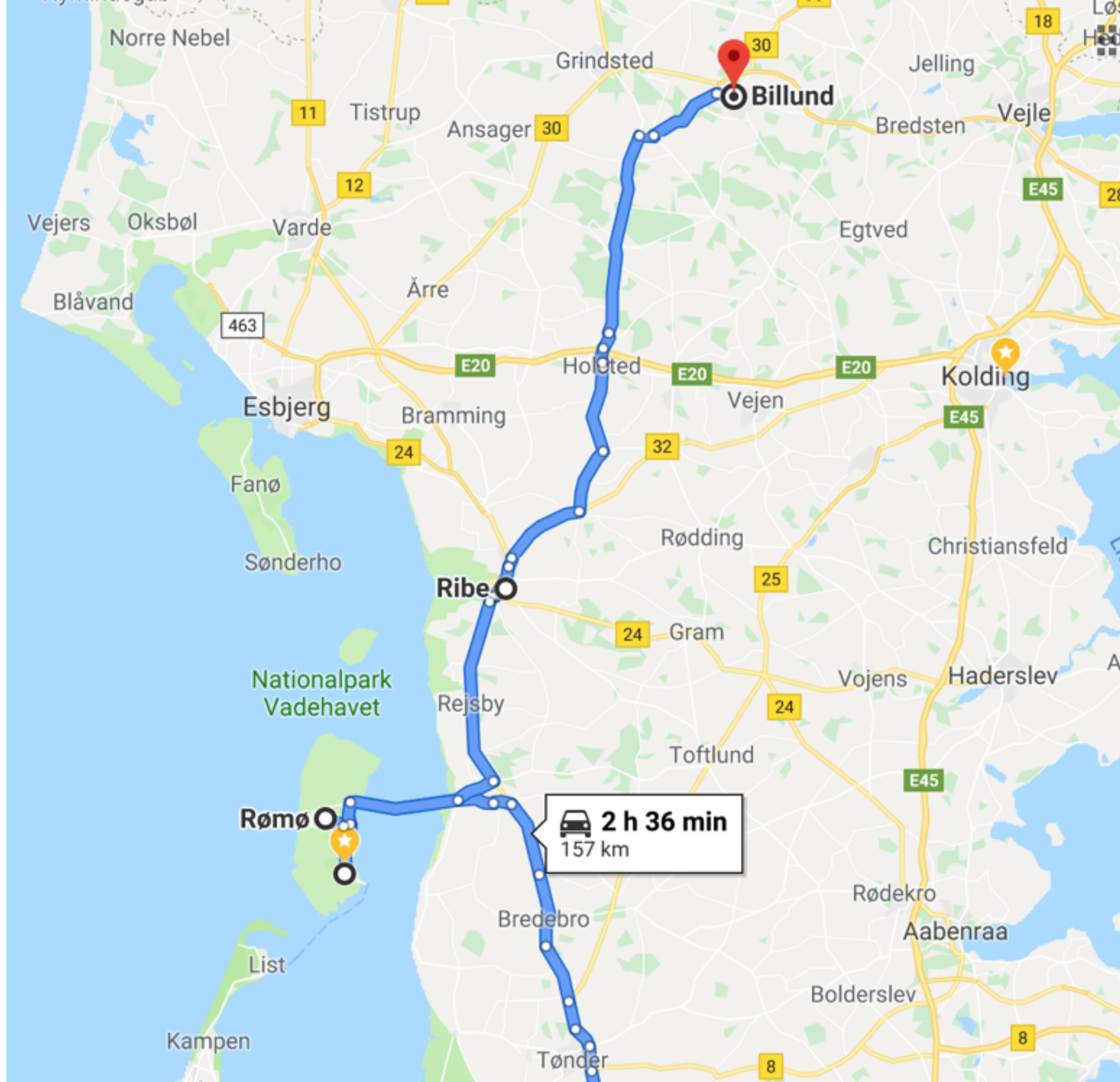


## Route 1

### Rømø to Billund

Must-sees;

- \* Rømø's causeway
- \* Rømø's Church and Mr Mærsk's grave
- \* Denmark's smallest school
- \* Park up on Lakolk Beach, with caution
- \* Ribe - Denmark's oldest town
- \* Lego House Billund







Rømø's Lakolk Beach

## RØMØ ISLAND - WADDEN SEA NATIONAL PARK

Denmark is just one glorious archipelago; perhaps not a word you would associate with a Scandinavian country. Although with over 400 islands to boast about, Denmark shoots to the top of the island-hopping must-visit list.

Rømø, is Denmark's most south westerly island and a mere 30 miles from the German border. No ferries are required to access this 'off-the-beaten-track' island, you simply drive the 9km (5.5 mile) causeway that connects this island to the mainland. Add to this, the fact that Rømø is part of the **Wadden Sea National Park**, and you have boundless natural treasures that are protected and cherished.

With plenty of camping options at campsites and Aires, Rømø is a great place to ground yourself after crossing the border. Getting

used to the driving rules, language and traditions are all part of the arrival initiation in a new country and Rømø gives you time to stop, land and plan your route.

More than that, this tiny island allows you to begin experiencing the natural beauty that Denmark unashamedly presents to the traveller. Vast golden beaches, sand dunes with abundant birdlife and forests for hiking and cycling to name just a few. Don't forget to visit the country's smallest school and the museum at Toftum to give you an insight into the community's lifestyle and history, which will kick start your Danish education.





## LAKOLK BEACH

Who doesn't love a beach? Come on! There's a child in us all that wants to run barefooted across golden sands.

Rømø's Lakolk is so much more than a beach. Firstly it's one of Europe's widest (1.5 miles) and is a veritable playground for young and old. With mostly compacted sand, this unique landscape permits vehicles to drive on it and park up. *No overnight camping is allowed.* Be cautious where you park as there are some soft spots! And we talk from experience.

If you love wind sports, then Lakolk will satisfy you entirely. With the full force of the North Sea winds, you can fly kites, wind surf or landboard. And with 5 miles of uninterrupted beach, imagine the fun and that's before you explore the dunes or gallop a horse along this protected **UNESCO** site.

If you visit early September then watch out for Europe's largest Kite Festival. Or perhaps if you are here in the spring or autumn you will be treated to an aerobatic display thanks to thousands of starlings dancing in the twilight air, known as the 'black sun'. [Photos; Rømø's church, Lakolk Gannet and Denmark's smallest school.](#)







Ribe, cobbled street

## RIBE - DENMARK'S OLDEST TOWN

Ribe is a natural magnet for many visitors to Denmark and it seems to be a natural first stop. Now we know better thanks to Rømø's invitation.

A visit to Ribe though is a must. In part because it is likely to be your first immersion into Danish history and culture. And because it is so very beautiful and a quintessential old town.

With cobbled roads, neatly lined streets and alleyways with brightly painted houses, you could easily mistake yourself for being transported into a Dickensian world for a moment.

There is so much charm about Ribe and as you walk towards the main square where the cathedral looms large, you feel the history envelop you. There are over 1100 year's worth of history here and evidence has been found of a cemetery dating back to 800AD. With waterways coursing through its heart, church spires and imposing buildings housing town halls and art galleries, Ribe is instantly lovable. And to wander is to lose yourself in a bygone era.

Time your visit for late afternoon or early evening where you can combine perhaps a bite to eat with a free guided walking tour with the Night Watchmen, who used to keep the peace. That is your cultural introduction to Denmark right there!





*Ribe Old Town, river Ribe and Cathedral.*







Lego House, 'Play Well.'

## BILLUND'S LEGO HOUSE

There's an inner child in us all and there's no better way to let it out than somewhere like Legoland. Although if the crowds of this theme park and the 395DK (£45pp) price tag doesn't enthrall you, then why not think about Lego House instead?

Set in the centre of Billund, this square building immediately resembles lego bricks. With each step up, the softly padded staircase allows another inch of your inner child to be released as anticipation and curiosity leads you up to the terraces. Six different platforms encourage you to play - well we think it is for adults! Perhaps it is only for children, although we had fun.

Each roof-top has a different theme and you are free to explore and, if you get there early, you will have the place to yourself.

If you want to explore inside the building, where you can join workshops and play areas, then you must pay £23pp and then you have full access to all levels. Although if, like us, you just want the experience of the famous Lego brand, then the outdoor levels of the house will more than satisfy your inner kid.





o





## 5 ROUTE 2 - SOUTH DENMARK

It seems strange to have one of Denmark's easterly islands in the southern region. Although it is not my place to question the reason why.

The island of Funen or as it is often referred to as Fyn, lies to the south east of the country. And it is here that you begin to see the sheer magnitude of Denmark's island network.

Here's our explorations centred around the southern edge of this archipelago.



## Route 2

### Middelfart - Nyborg

Must-sees;

\* Middelfart fjord

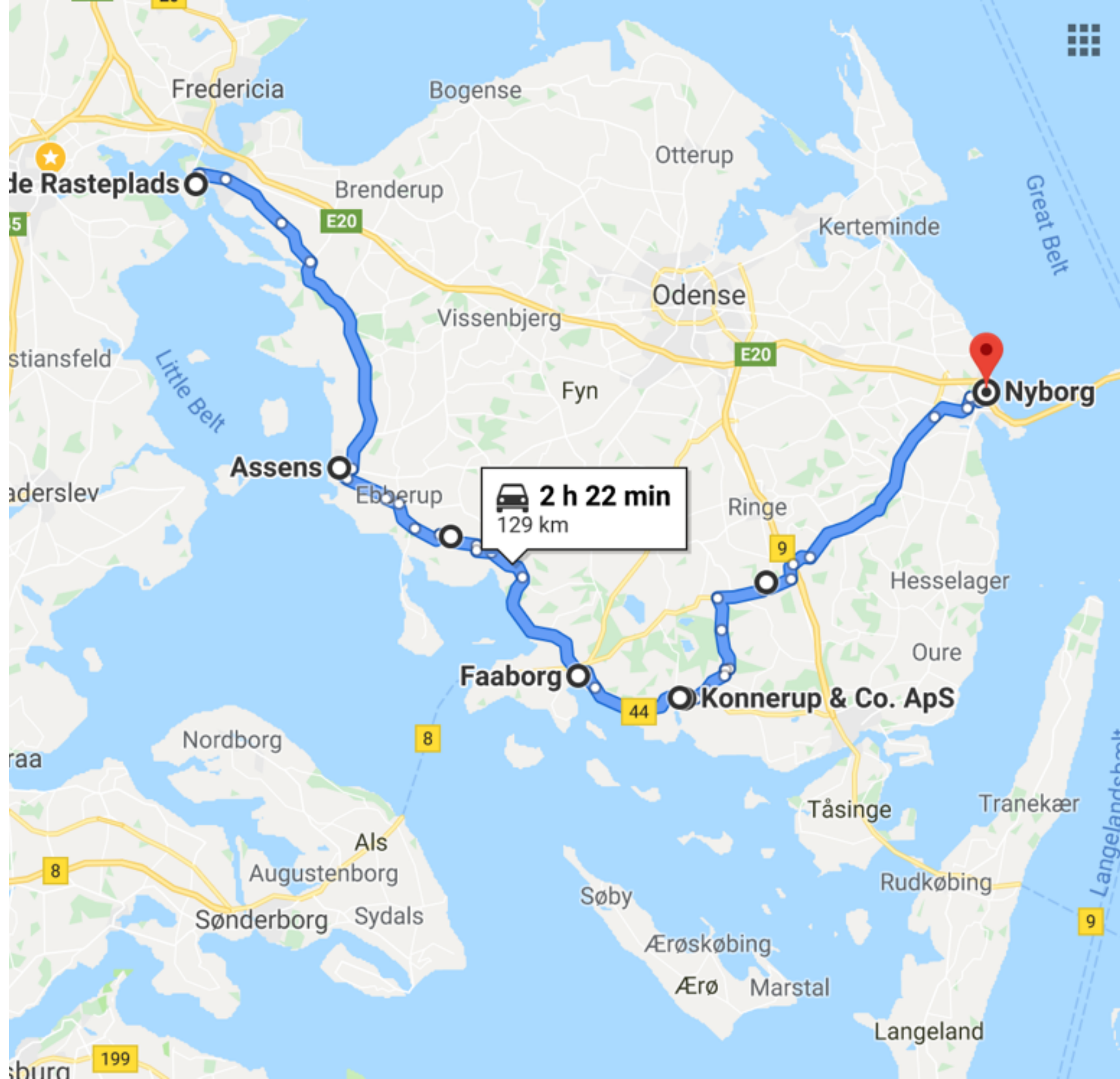
\* Fåborg

\* Astrup Stoffmølle

\* Konnerup  
Chocolatier

\* Egeskov Castle

\* Storebælt Bridge







Middelfart Fjord

## MIDDELFART FJORD

I'll be honest that after two weeks exploring Denmark's northern territory, Middelfart was a sight for sore eyes. And not for the reason you might imagine.

Middelfart has just one of three LPG stations in the country and after an unusually chilly spring, our gas was running low. So with very grateful hearts we arrived at the spot and filled up!

Although don't be lured by Middelfart's liquid gold alone. It has much more to offer. And whilst the town looked quite nice as we drove through it, its pièce de resistance is to the south, along the fjord coast.

With views of the small island of Fænø we found an incredible place to park up where our past-time was watching the boats glide past us, sitting in awe as the sun set for the day.

The walks along the coast are wonderful as you meander through the forest, filled with scent of garlic plants. If the fancy takes you surely a bit of garlic pesto has to result?

This is such a lovely spot to stop for a bit of downtime where you can experience fjord life and Denmark's famous Hygge culture. And if you're lucky, like we were, may be you'll spot a porpoise as it winds its way to the sea.





Ribe, cobble street

## FÅBORG & ITS NEIGHBOURHOOD

En route east you have the cute town of Fåborg or Faaborg as they often spell it. This is a lovely medieval town full of charm with its 13th century cobbled streets, narrow alleyways, brightly coloured facias and its busy port.

For an hour, a stop-off in Fåborg is time well invested, if for no other reason than to gawp at the replica bronze statue of **Ymerbronden**. This statue represents a tale from Nordic mythology, where Ymerbronden suckles from a cow as she licks a salt-stone creating a boy called Bure. It is certainly an interesting piece of art. You can see the original in the museum.

Like with so many Danish old towns, this one delights and charms you, in equal measure. Whether you just wander and smile at the unlocked bikes perched up against the railings or just take in the vibe of the fashionable high street, Fåborg will definitely impress.

Not far up the road, take a stop at the **Astrup Stofmøllen**. A quintessential windmill that is home to an eclectic mixture of antiques, a flea market and the most incredible array of fabrics.

Two minutes up the road, if you have a sweet tooth, the chocolatier at **Konnerup** will be a feast for your eyes and your taste buds.





*Fåborg church, Ymerbronden & Astrup Stofmøllen*







Egeskov Castle

## EGESKOV CASTLE - One of Europe's Top 50 most beautiful places

It's always lovely to see a castle. There's something magical about their surreal nature. It's as if they transport you back to childhood when you dream of being whisked away by a knight in shining armour. Oops sorry, back in the room!

Denmark, apart from the legendary Hamlet's castle north of Copenhagen, never struck me as a castle place. And yet with 177 of the finest buildings, you could just take your time touring each one without touching any of Denmark's other highlights.

Egeskov is one of grandest castles I've seen. With its 16th century renaissance artistry its walls surely tell a few tales.

Although it came at a steep entry price of £27pp, its diverse attractions gave it a thumbs up for value for money. Especially if you can spend the day here. With classic car museums and adventure playgrounds, tree-top walks and the castle building, there's something for everyone.

Whether you enjoy sensory gardens, love history, enjoy seeing classic cars or have kids who need to burn off steam, come here!







# STOREBÆLT BRIDGE

Denmark with its archipelago, relies on its network of bridges and ferries to move people around effortlessly. Some bridges are like causeways connecting land across seas. Others are towering giants, the silhouettes of which can be seen for miles.

As you head east towards Copenhagen, two of Denmark's most famous bridges carry you closer to the city. The **Storebælt** and **Øresund Bridges** are famous for their engineering design and sheer mastery. Each one chargeable to cross - as you can imagine.

The Storebælt was our first experience of Denmark's twin connectors and it was a real **wow** moment. This arching metal platform carrying thousands of vehicles each day, was just incredible. A bit breezy although a mind-blowing feat of engineering.

Storebælt is 11 miles long and connects the island of Fyn with Zealand, the largest of all Danish islands. The [cost to cross](#) the bridge depends on the vehicle you drive. Check the link above to be sure of your toll fee. We paid 370DK, just over £42, which we paid at the Toll Booth with cash that we needed to spend.

If you decide on a **Bropass** (more on this later), then you can save 15% on your crossing.







## 5 ROUTE 3 - CENTRAL DENMARK

Think 'Lake District' and you pretty much have summed up this central layer of Denmark.

Where the rest of the 'mainland' may be an agricultural plain of rape fields and wheat, in stark contrast, this central region begins to take on a whole new perspective. With undulating hills, forest, lakes and cycle tracks everywhere, this has a real *activity holiday* feel about it. Check out our highlights.

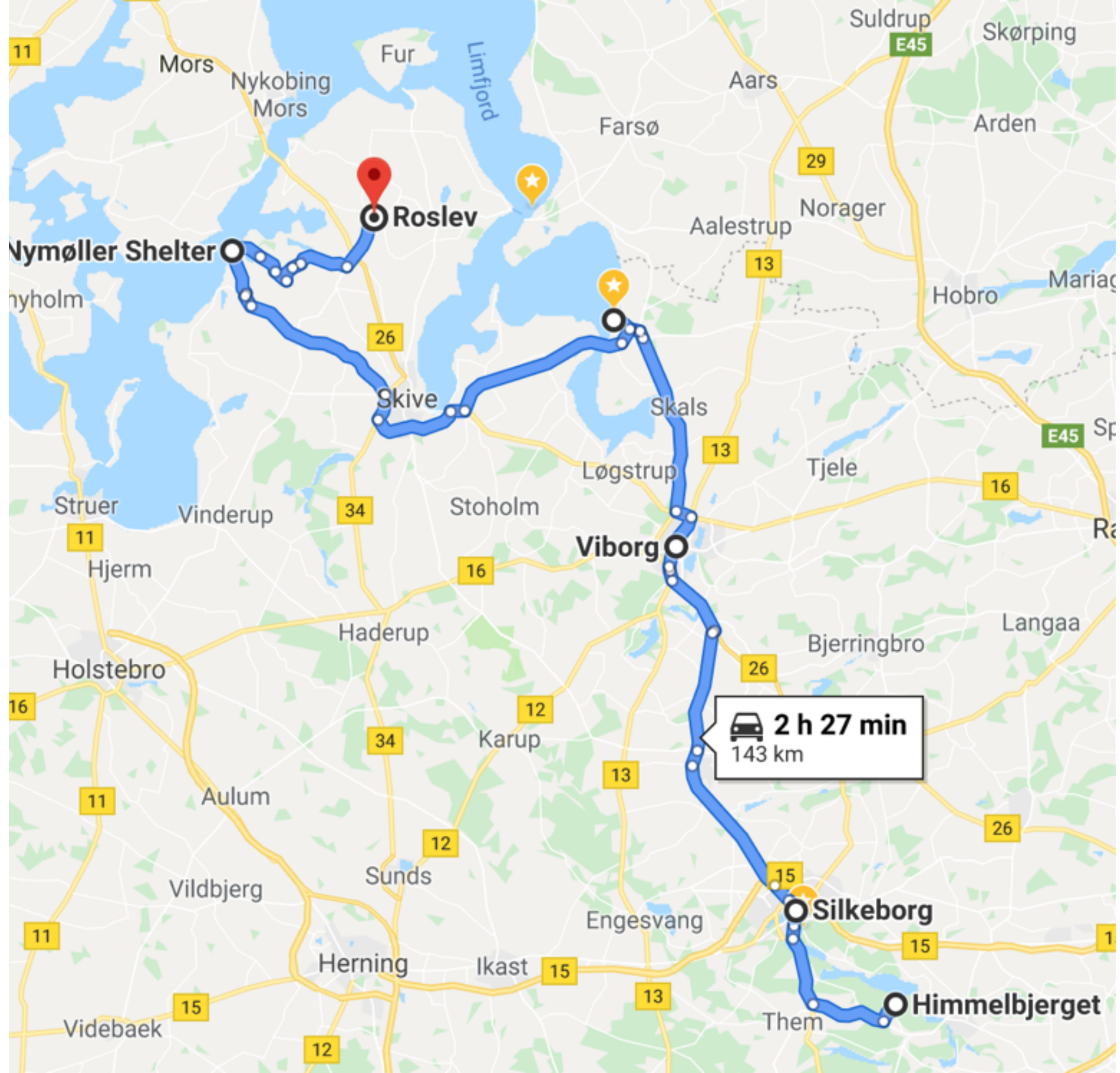


### Route 3

### Silkeborg - Viborg

Must-sees;

- \* Silkeborg Museum and Tollund Man
- \* Take a trip on the oldest coal-fired paddle boat in the world
- \* See kayakers go through one of only 2 sluice gates in Denmark
- \* Go visit Himmelbjerg, Denmark's second highest landmark
- \* Head up to the vibrance of Viborg.







Tollundman - Remains of a 400BC body

## DENMARK'S LAKE DISTRICT - SILKEBORG

Whilst Denmark may not be blessed with mountains or indeed many hills, it does have a Lake District. And with hundreds of lakes to explore, acres of forest and some beautifully undulating hills, these all contribute to a gorgeous destination.

Silkeborg is at the heart of the Lakes and whilst as a town it won't blow you away with architecture, it has a number of must sees that are unique.

The first has to be **Silkeborg's museum - Hovedgarden**, where for a mere 65DK, (£7.50 and children under 18 go free) you get to witness Tollund Man. This remarkable exhibition is all about the mummified body of a man, unearthed in 1950. Thanks to carbon dating, it is estimated that this man died in 400BC making him 2,400

years old. Through examination it seems that Tollund Man was around 30 years old and was murdered or sacrificed, given the rope around his neck. His burial in the peat bogs close to Silkeborg, answers why he is still so in tact; the peat has preserved so much of his clothing and skeleton that when they first discovered the body, a Police investigation was initiated. It is a fascinating exhibition and well worth visiting.

The second thing to notice about Silkeborg is the **sluice gate** that takes kayaks down a small canal alongside the river. This is one of only two such gates in Denmark.

And Silkeborg is also famous for being home to **Hjejlen** (The Golden Plover) - the world's oldest coal-fired steamer. And today you can





still take a ride into the heart of the lakes on this famous old lady. So there is plenty to see and do in Silkeborg.

Just a 15 minute drive away you will reach **Himmelbjerget** - Sky Mountain, which at a staggering 147m above sea level, makes this the second highest point in Denmark. The highest is **Ejer Bavnehøj Møllehøj** at 170m.

Himmelbjerget offers incredible views over the lakes and towards Silkeborg. The 25ft tower built on the summit in 1875 is an iconic landmark. For an even better view you can climb the tower for 10DK (£1).

Trails all round the Sky Mountain show you the forest's beautiful oaks and also statues and memorials to the many important people who, for 200 years, came here to strategise over the ruling of the country.

If driving to the site doesn't appeal, then why not take one of the many boats from Ry or Silkeborg and hop off here to explore?

The views alone make it worthwhile. Bear in mind if you do drive, then you will need to pay 10DK by card at the ticket machine in the parking area.







Viborg Cathedral and Latinerhaven Garden

## THE VIBRANCE OF VIBORG

After Silkeborg's Lake District delights, Viborg is your next destination stop. A beautiful, vibrant place that is the beating heart of Denmark's educational prowess. With the Cathedral School that is the oldest in Denmark (nearly 920 years old), an International School and an Arts College, they give a real youthful essence to the city.

Despite this modern feel, Viborg ranks highly amongst the 'oldest towns' of Denmark. Whilst Ribe in the south has the competitive edge, Viborg is chasing up the rear with a late 8th Century heritage.

Its cathedral dates back to 1130. Although it has seen a couple of fires in its time, it has risen, like a phoenix from the flames to the magnificent structure we see today.

Like a star, all points from the cathedral help unveil Viborg's history.

**Sct Mogen Gade** is a cobbled street full of unique artisan houses. The buildings furthest away were owned by the farmers, the middle section were owned by the craftsmen and the upper section for nobility. So as you walk the street you are treading the footsteps of all members of the Viborg community.

**Nytorv** is Viborg's geographical centre, represented by a marker. Although when we were there, the International Power Man meet was on, so the square was covered in bikes! It's a great place to grab a beer and watch the world go by.





**Latinerhaven** is a beautiful green space in the heart of the city. It is a memorial garden that has oodles of history dating back to the fire of the 18th century. Sections of the garden are dedicated to specific plants; one of which is for plants used to make Schnapps. The cathedral view in the background makes it a peaceful place.

Just down the road is **Bibelhaven**, another beautifully landscaped garden, which in spring is delightful. Leading down to the lake, this is such a nice place to hang out with a picnic. It is of particular relevance because each of the plants and herbs grown here have been mentioned in the Bible, hence its name.

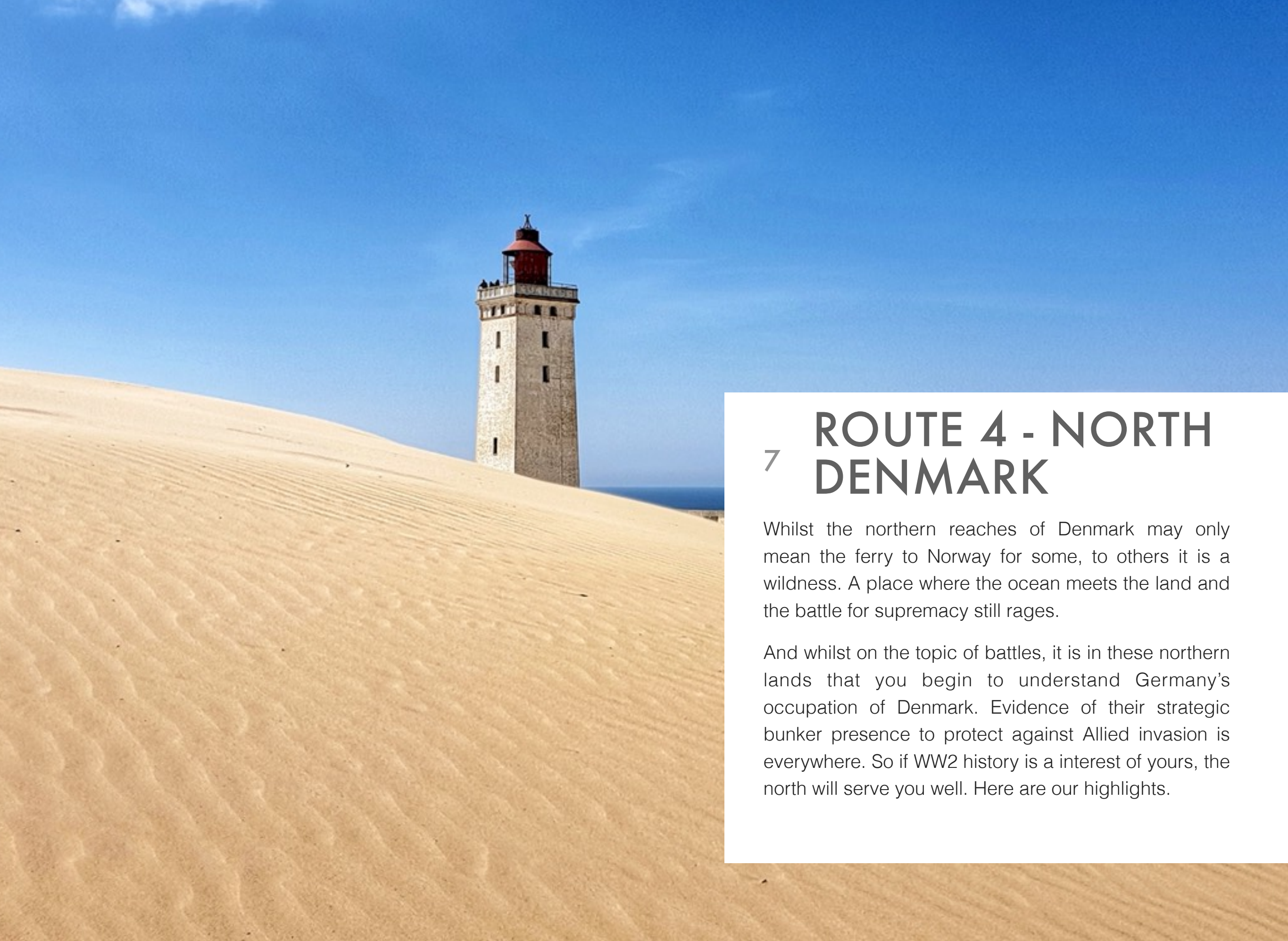
And of course you have the main shopping street if that is your thing and the main market square where you mooch to your heart's content.

Viborg is a classical city with a town feel to it and it embraces you with open arms.

For those travelling in motorhomes or campers, there is a motorhome specific parking area here **56.455399 9.407178**.







## 7 ROUTE 4 - NORTH DENMARK

Whilst the northern reaches of Denmark may only mean the ferry to Norway for some, to others it is a wilderness. A place where the ocean meets the land and the battle for supremacy still rages.

And whilst on the topic of battles, it is in these northern lands that you begin to understand Germany's occupation of Denmark. Evidence of their strategic bunker presence to protect against Allied invasion is everywhere. So if WW2 history is a interest of yours, the north will serve you well. Here are our highlights.

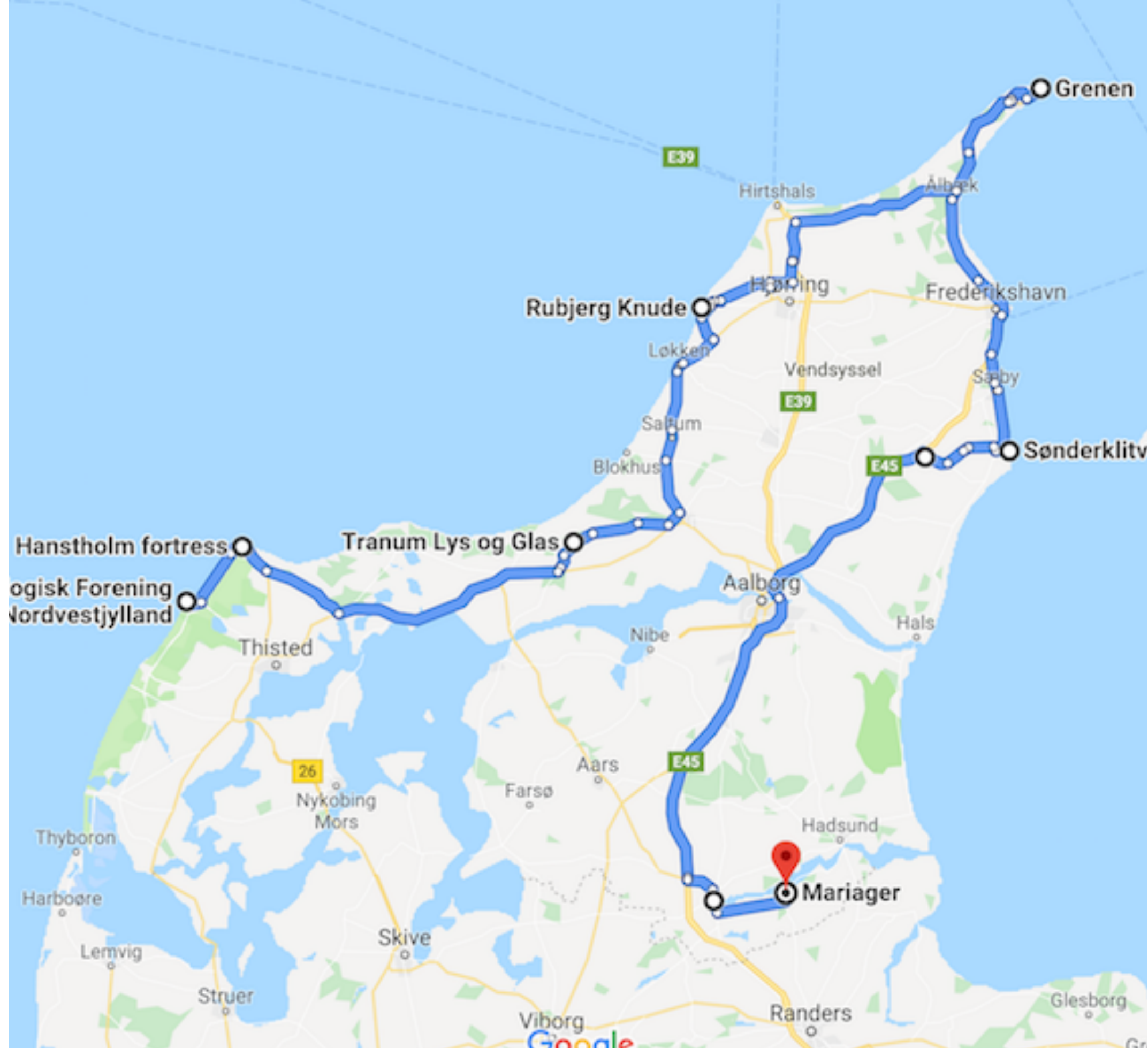


## Route 4

### Klitmølle - Mariager

Must-sees;

- \* Cold Hawaii and its surfers
- \* Thy National Park
- \* Hanstholm Bunker Museum
- \* Tranum - Lys og Glas
- \* Rubjerg Knude lighthouse
- \* Hirtshals Lighthouse and open air museum
- \* Grenen, most northern point of Denmark
- \* Voergaard Castle
- \* Mariager and Hobro







Cold Hawaii surf lovers

## KLITMØLLE - COLD HAWAII

Up on the coast that is battered by the North Sea's moods you will find a natural arcing bay at Klitmølle. Aptly named Cold Hawaii, this deep shelved coastal area is perfect for waves.

Now don't get me wrong, these are not waves that can compete with Portugal's west coast Nazare icon, although they are still a haven for water sport lovers.

With the North Sea whipping up a frenzy, the wave attraction has turned this humble fishing village into a surfer-dude camping fest and it is great to head over there and check out the action.

There's bound to be a schooling session of some sort going on. Or at the very least check out the fishing activity and the fish carcass shoreline.

We enjoyed our short introduction to the region here which is known as the **Thy National Park**. This is Denmark's first park selected in June 2007. It has a mixture of sand dune landscape, forest and lakes. And as you drive along the coastal route, you can see Mother Nature's supremacy as the dunes threaten to drift across man's road network.

It's a great area to drive and so totally different to other sights in Denmark.





Hanstholm Bunker and Ammunitions Museum

## HANSTHOLM BUNKER MUSEUM

We have been fascinated by the two Great Wars as we have travelled around Europe. From the education of the Austro/Slovenian bunkers in Bovec to the haunting silence of [Treblinka in Poland](#). So to our surprise when we stumbled across a Bunker museum on Google Maps, it was an obvious draw.

Although Denmark declared neutrality, the German's occupied the country in 1939. However they were allowed to take on a protectorate role until 1943 when they took full military occupation.

Evidence of Germany's presence is clear all along this northern region's coastline. And Hanstholm is a great example of how the sites have been turned into museums. Open air exhibitions allow you to explore the bunkers, the ammunition and the story behind

their defences, for free.

For 90DK you can though enter the indoor museum house that is open from 10am-3.30pm.







Tranum - Pintrip overnight stop

## TRANUM - LYS OG GLAS

One of our most amazing memories will be the meeting of Peter and Henriette from Pintrip. A membership for motorhome owners to 'stay for free' at unique places around Denmark. More on the scheme later, although needless to say we loved the concept and stayed at a number of hosts during our road-trip.

This was our first Pintrip stopover. Lys og Glas is a candle and ceramic studio/shop that allows you to stay on their premises.

Joanna (pronounced lonna) who has inherited the workshop from her candle making father-in-law, runs this gorgeous little sweetie-shop treasure and whilst purchases are not expected, I couldn't resist! So if you're passing, do drop in!





## RUBJERG KNUDE FYR

There is an iconic landscape that Denmark is grabbing hold of with all its might. Although sadly it is losing the battle. Nature's elements along this north-west coast is a force to be reckoned with, with onshore winds, drifting sands and growing dunes.

Rubjerg Knude lighthouse was erected in 1899 to aid seafarers on their ocean journeys. And at that time the building was located 200m inland. Today you find it teetering on the edge of the cliff, quite literally. Consumed by sand dunes that have been growing exponentially, nature is wielding its power beyond all control. It is predicted that the sea and the sand will consume the lighthouse within the next two years - there are plans to relocate it!

Sand drifts and the expanding dunes have continually threatened the lighthouse, so much so that in 1968 Rubjerg offered its last warning flash. In the 70s it was decided to build a museum to present the story of nature's battle against man, which opened in 1980. Paradoxically it was those rising sands that consumed this new building and the sand's impact was so severe that it was closed in 2002. And in 2019, all that remains are the bricks strewn across the sand as people create love letters everywhere.

Climbing the golden sands and seeing the lighthouse poking its head precariously above the ridge, you feel its vulnerability. As in any moment it could slide to a watery end. For now climbing the stairs to the viewing platform is allowed, although not for much longer. So go soon!











Bunker at Hirtshals and the lighthouse at sunset

## HIRTSHALS' LIGHTHOUSE AND BUNKER

Hirtshals is where most people make a bee-line for, as this is one of the major crossing routes to Norway.

Although it offers more than just a convenient ferry port. It gives you World War 2 history and a lighthouse with 143 steps that you can climb to marvel at the view.

The open-air Bunker Museum was one of the best that we saw in the region; partly because of its size although mostly because of the pathways through the trenches and into the bunkers. Full access is allowed without any health and safety restrictions or entrance fees.

The car park here is also one of the [Pintrip.eu](https://www.pintrip.eu) free to stay places. It makes for an excellent stopover before your ferry or to enjoy the area before you head north to Grenen Point.





## GRENEN POINT

Grenen Point is one of those experiences that is hard to describe. There have been a number of places on our travels where there are insufficient words to accurately capture a place. And Grenen will be one of those for me!

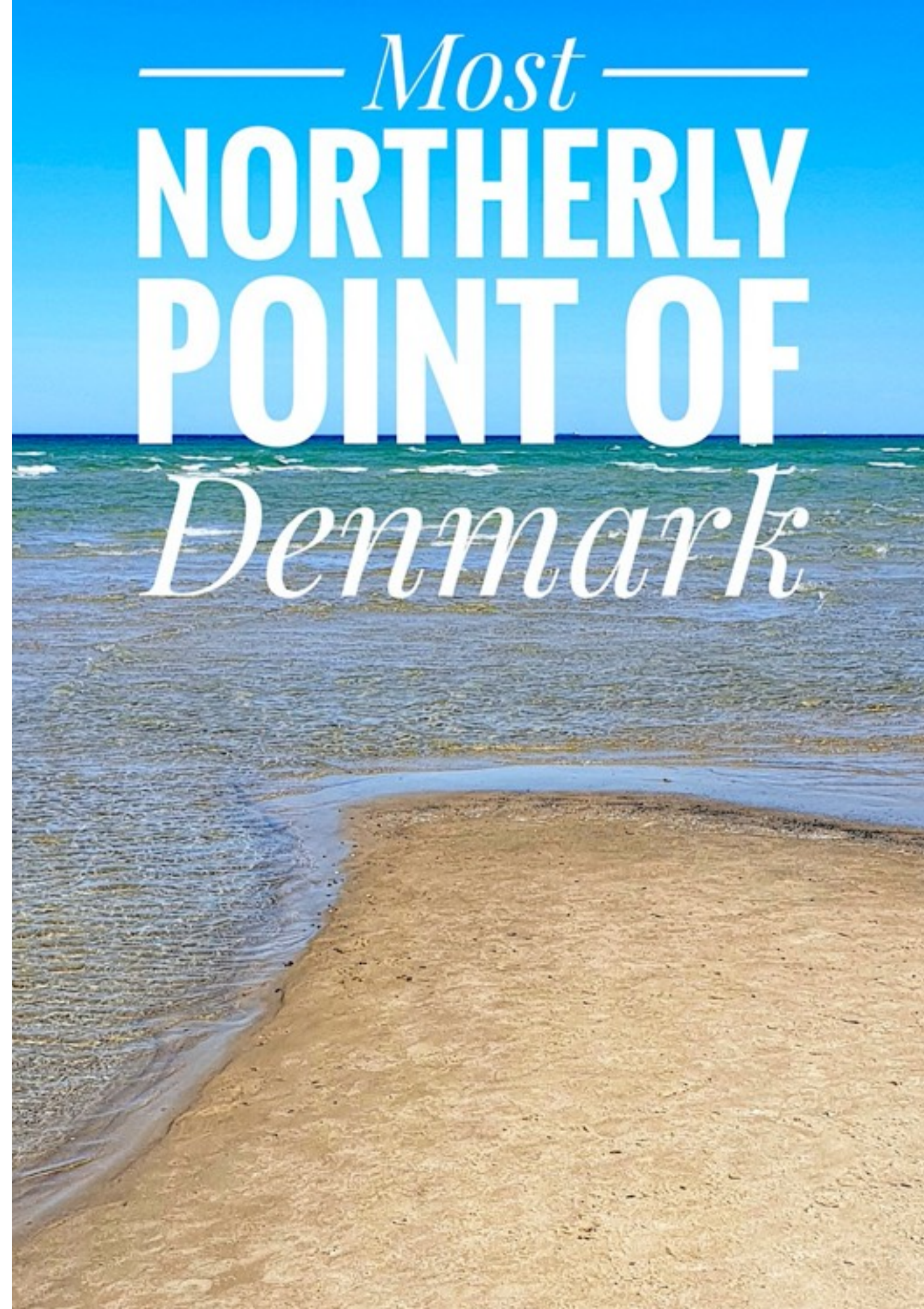
You arrive in Skegen, which is where the Danish rich and famous hang out. It wasn't our cup of tea at all, although as you pass by, a richer experience awaits.

Grenen Point is where two seas; the North and Kattegat Seas converge with a mighty strength. With deadly currents and tempestuous waves you can only stand and admire nature's force and the difference in oceanic colours where the two seas collide.

From the car park, where you can stay for 24hrs, there are a raft of walking trails around the dunes, including yet another open-air Bunker Museum. Although the reason most people visit is to do the 30 minute walk to the point, watching out for gannets and seals along the way.

If you are in need, there is a tractor that will take you there for 30DK return (£3.50).

For me, sunset was the most special experience - when all the Instagramming posers had gone. Ok, we admit to having a selfie moment and did a short video. Although to return when it is just you, the forces of the sea and the diving birds is magical. There is an energy brought about by nature that just absorbs into your skin and renders you helpless - you just have to gaze in awe.







Voergaard Castle - 15th century

## VOERGAARD CASTLE

I'll admit that I hadn't placed Denmark on a 'must-visit castles' list. Although with 177 of these fine buildings they pack a serious punch for us visitors.

Whilst you might be able to proudly name Kronberg - Shakespeare's famous setting for his Hamlet or perhaps even Egeskov castle on Funen, I bet Voergaard would not even get a look in.

When I visit a new country, I love to use Google Maps to search for places that are off the beaten track and that rarely get a mention in tourist blogs and guides. Voergaard, I'm pleased to say is one of them. This moated castle dates back to the 1400s and is actually listed as a manor house. It has a colourful history that shows it passing from Bishops to the Crown to a Prime Minister. You can walk

the gardens for free or pay 110DK per adult (£12.50) or 50DK (£5.70) for children over 6 for a Guided Tour. The castle is generally open from 11am to 4.00pm.







Mariager medieval houses

## HOBRO VIKING MUSEUMS AND MARIAGER FJORD

Denmark is steeped in Viking history, whether you spot burial mounds around the countryside, rune stones or fortresses that protect their legends. Their Viking museum teach more about the Danes' Viking legacy which is so central to their culture.

One great place to do this, especially if you have children, is to visit **Hobro** on the throat of Denmark's largest fjord - Mariager. On the outskirts of the town, you will find three museums wrapped up into one. The **Vikingcentre Fyrkat** is found a couple of miles away and offers you the chance to see Viking life re-enacted.

The ring fortress and farmstead buildings give the visitor a real historical experience, with workshops and Viking activities. The fortress was built in 980 by Viking King Harold Bluetooth (imagine if

he'd known how famous his name would have been 1000 years on!) and is one of four similar fortresses found in Denmark.

Take a trundle from here to the fjord's southern side and you come to **Mariager**, which is the smallest market town in Denmark. Up until 1410 it was just a fishing village and today it is known as an iconic Danish town yet doesn't draw in hords of people.

It is known as the City of Roses and is classified as a **CittaSlow** that honours its community and celebrates its history,

With its Salt Museum on the port, cobbled streets and wonky medieval buildings, this is one cutie-pie of a town. With few tourists to bother you, you can wander the alleyways, head up to the church and rose garden and perhaps learn about Mariager's heritage.





It is said that one of the town's maiden's Maria had two knights who engaged in a dual for her hand in marriage. Sadly they both were killed and in the tragedy Maria drowned herself. The city was named in her honour.

Whether you come for water sports, the Salt experience or just to see the roses when they are in bloom, you'll find Mariager endearing and delightful without one hint of tourist tat to be seen anywhere.

This is a lovely part of the northern region that is so often by-passed for the larger and perhaps more sexy destinations such as Aarhus or Aalborg.



Pictures; above is the Vikingcentre of Hobro and below are both of Mariager.





## 7 ROUTE 5 - ZEALAND

Not New Zealand, just Zealand - the largest of Denmark's islands. Split into north and south, this is a huge area to cover. We admit to hitting a travel wall by the time we had reached Zealand so our energy for sightseeing was seriously depleted.

Still you have to leave something for a return trip! That's the way we see it anyhow.

Our Zealand exploration centred around the south, so check out these three little gems!



Our Route 5

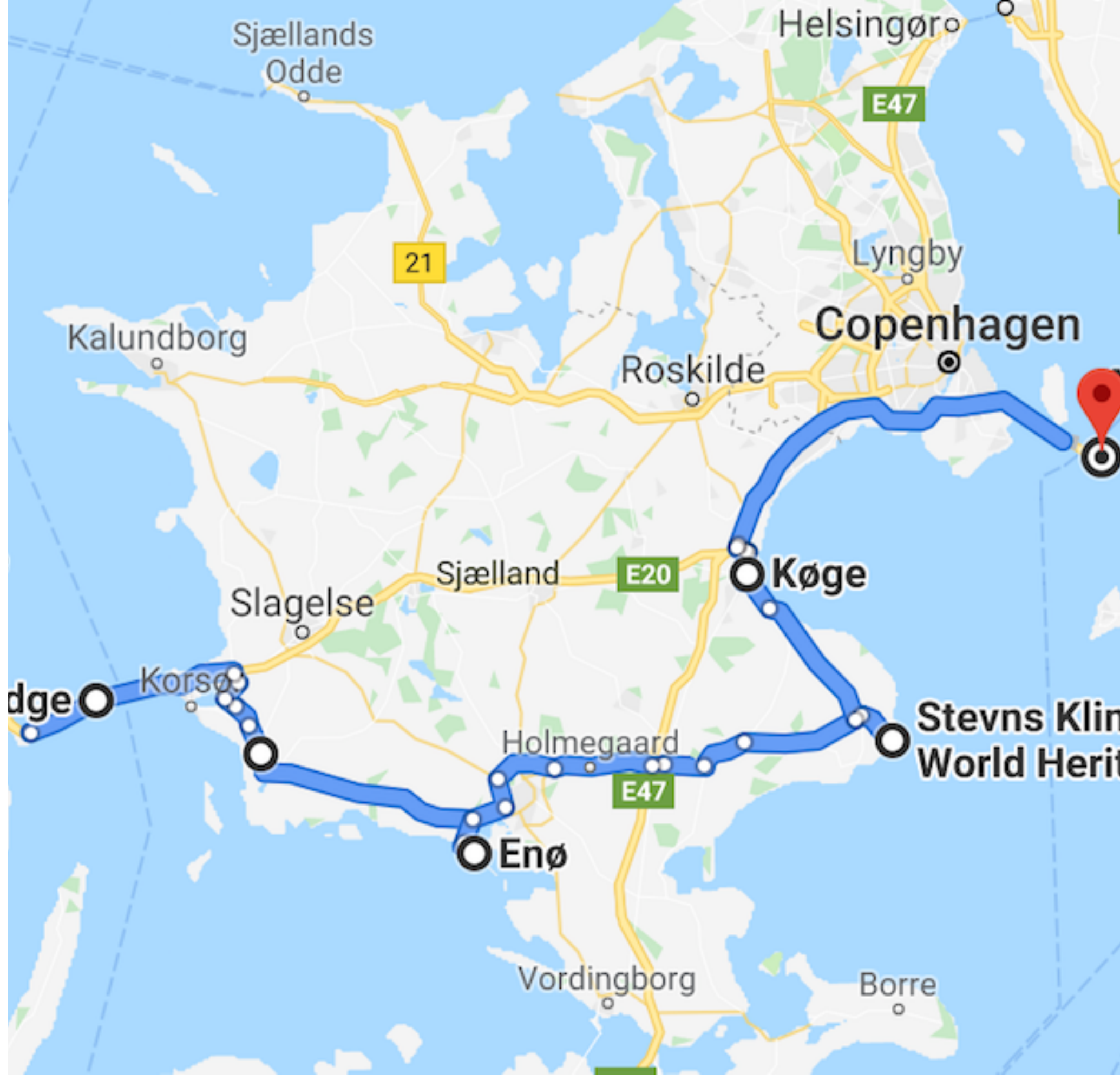
**Storebælt - Øresund**

Must sees;

\* Enø island

\* Stevns Klit UNESCO

\* Øresund bridge to Sweden







## Enø and the Kroen Canal

# ISLAND OF ENØ - SOUTH ZEALAND

Of the 400 or so islands that belong to Denmark's archipelago, Enø is not one on a foreigner's list. If you're Danish then you come to the famous **Karrebæksminde**, which is a renowned Blue Flag beach for your summer holidays.

So what a great place to stumble upon. Only 3 miles in length this is a gorgeous place to cycle, walk and enjoy the peace of the **Enø Overdrev** bird reserve.

With its characterful canal-fronted restaurants and fishmongers, this is a haven for fish lovers, with your daily catch available from the

crack of dawn. Or perhaps the charming blue Bakery will have you salivating with their freshly made breads and famous ice-creams.

The joy of watching the fishing boats come up the channel with the draw-bridge making way for them as the traffic waits with patience is a fabulous diversion. And simply to stand and wonder at the tidal waves that course their way inland looking something like mini tsunamis. It's a wonderfully authentic place to hang out.



Top right; Enø's famous bakery; Middle; Enø's thatch  
Bottom right; Enø's waterfront.







## Stevns Klit UNESCO

### STEVNS KLIT

Stevns Klit is a geological and historical delight. Its church that teeters on the cliff edge toppled into the sea in 1928 and overnight the area became a place to visit. The church has since been rebuilt, although a new church away from the cliff welcomes worshipers.

With a steep descent that is not disabled friendly, you can explore the geological masterpiece that has been created over millions of years. The cliffs are said to be the best Cretaceous-Tertiary boundaries in the world. That means fossils to you and me. The limestone has been quarried for centuries and evidence of this is clear as you look up.

The waters in this area are spectacular. On a clear day they sparkle brilliant blue and emerald green like the Caribbean. You have to pinch yourself for a moment - you are actually in Denmark and this is such a unique site to visit.

And to top it all, during the Cold War Stevns Klit played a major role with Nato because it was Copenhagen's first line of defence. Museums and information boards are positioned all along the forest trails in this area, making it well worth a visit.







## ØRESUND BRIDGE TO SWEDEN

Once again Denmark surpasses itself on the bridge architecture front. Like the Storebælt Bridge from Funen to Zealand the sheer brilliance in design of the Øresund just leaves you speechless.

This was one of our 'must dos' when considering our options for getting into Sweden. There are of course many other routes we could have taken, although Myles in particular had seen this from the sky and really wanted to drive over it.

This bridge is not just a means to an end. It is most definitely an experience. From the moment you enter the Drogden Tunnel that goes underneath the sea for 2.5 miles, you marvel at its engineering. Then as you come up for air, you pass over the artificial island of Peberholm which then evolves into another 5 miles of open-air bridge. With bizarrely quiet roads, you are left with just the noise of the wind as it passes through the cables like someone is playing a harp. Denmark moves further away, inch by inch and you are struck by the realisation that a new adventure awaits you in Sweden. It's all quite a spiritual affair - so don't underestimate it - it's so much more than a bridge.

Now this experience is not without its cost so be prepared. To cross it, you have three payment options.

1. You buy a [Bropass](#) that, if you intend to return on this route, is worthy of the €43 investment. The Bropass entitles you to 50% discount, so after just two journeys you have an immediate saving.





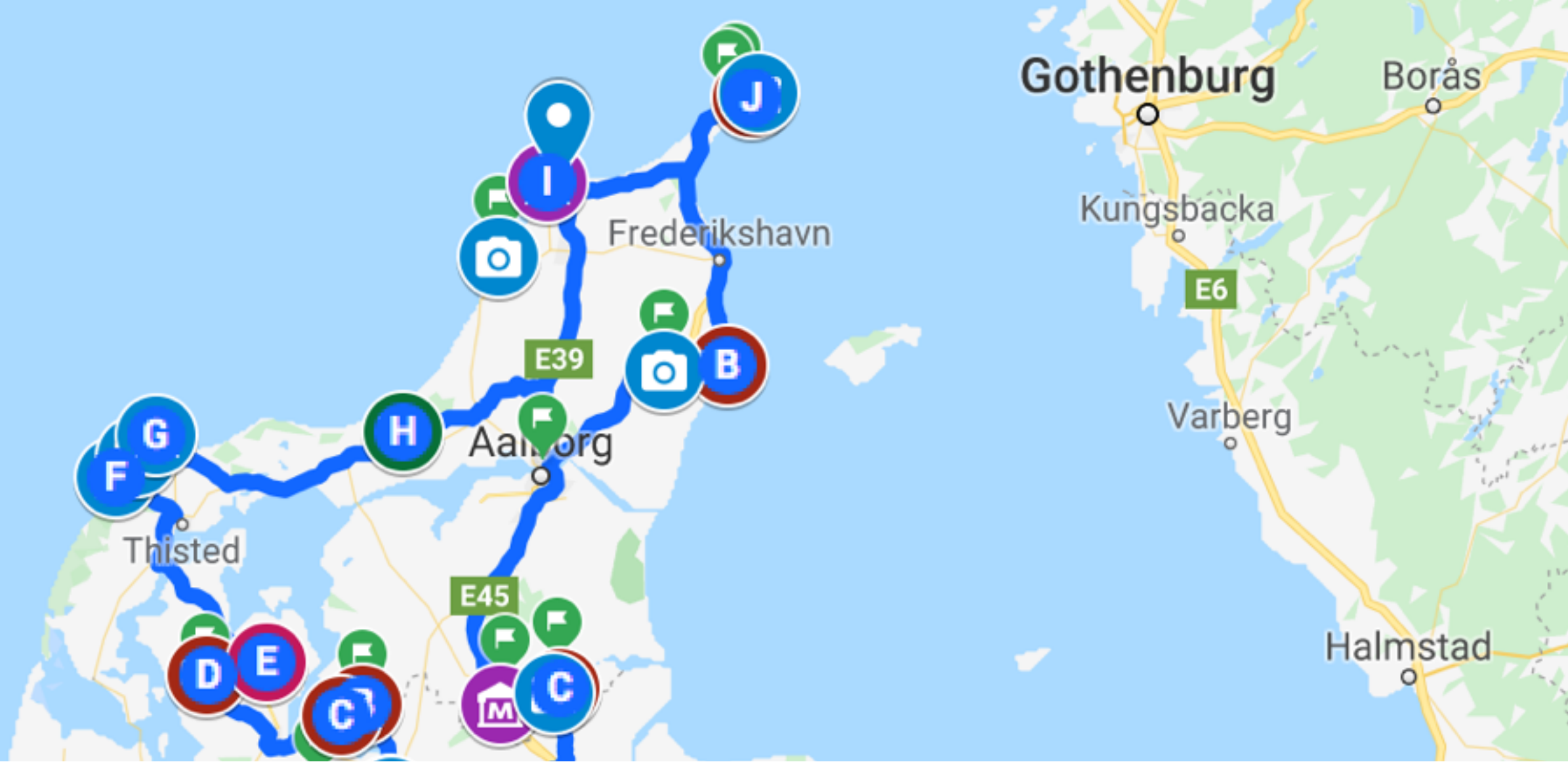


2. The second way is to pay by cash or credit card at the Toll Booths on the Swedish side. This is the most expensive approach. You pay according to your length. For vehicles under 6m you will pay around €50-62 and for vehicles 6-10m you will pay between €106/124 depending on the time of year. Please note prices increase from 1 June after which you pay high season prices.
3. Finally you can buy your ticket on line [by clicking here](#) and save yourself money. As long as you purchase the ticket no less than 30 minutes before your trip and no more than 14 days then this is an easy option. You pass through the Toll Booths in the Green

Lane and you pass *Numberplate Recognition* cameras. It's as easy as that. In low season, based on a 6-10m category vehicle, we paid €94 giving us a saving of €12. As they say, "Every little helps." High season prices for the same category are €116.


The Øresund may be an expensive piece of engineering although as part of a Scandinavian experience, it is a must - at least one way.





And finally as we wrap up our three-week highlights, we wanted to share our interactive route map with you. If you click on the image to the right, it will take you to our blog that summarises our highlights and in particular to the interactive map we have created. It tracks our route, every overnight stop with images and co-ordinates and gives you a personal insight into our three week trip. We hope it helps.

Click the map!







## 9 DENMARK PRACTICALITIES

So now we have tempted you to visit one of Europe's best kept secrets, what of all the essential practicalities for your visit?

This chapter is devoted to all things Denmark; from arriving, driving, sleeping and generally making this home for a while rather than just passing through for the Norway ferry.





Denmark's flag; oldest in the world

## Arriving

Entry into Denmark by **car or camper** is often through northern Germany. Although of course you may be visiting after a trip from Norway or Sweden.

If you are travelling from the UK, there is no direct ferry to Denmark or indeed Scandinavia, so your crossings would take you from either:

\* **Dover/Folkestone** - Calais

\* **Newhaven** - Dieppe

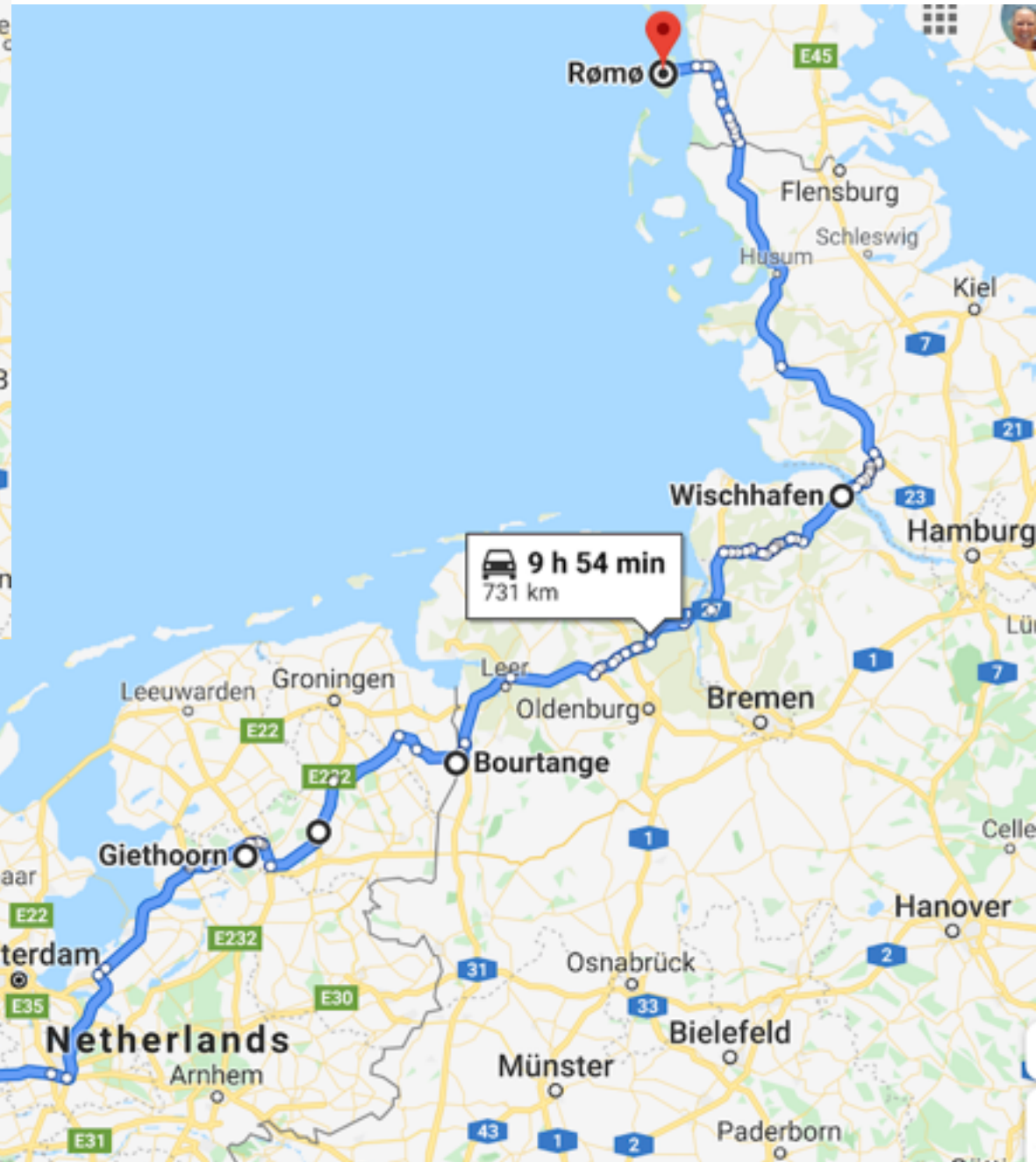
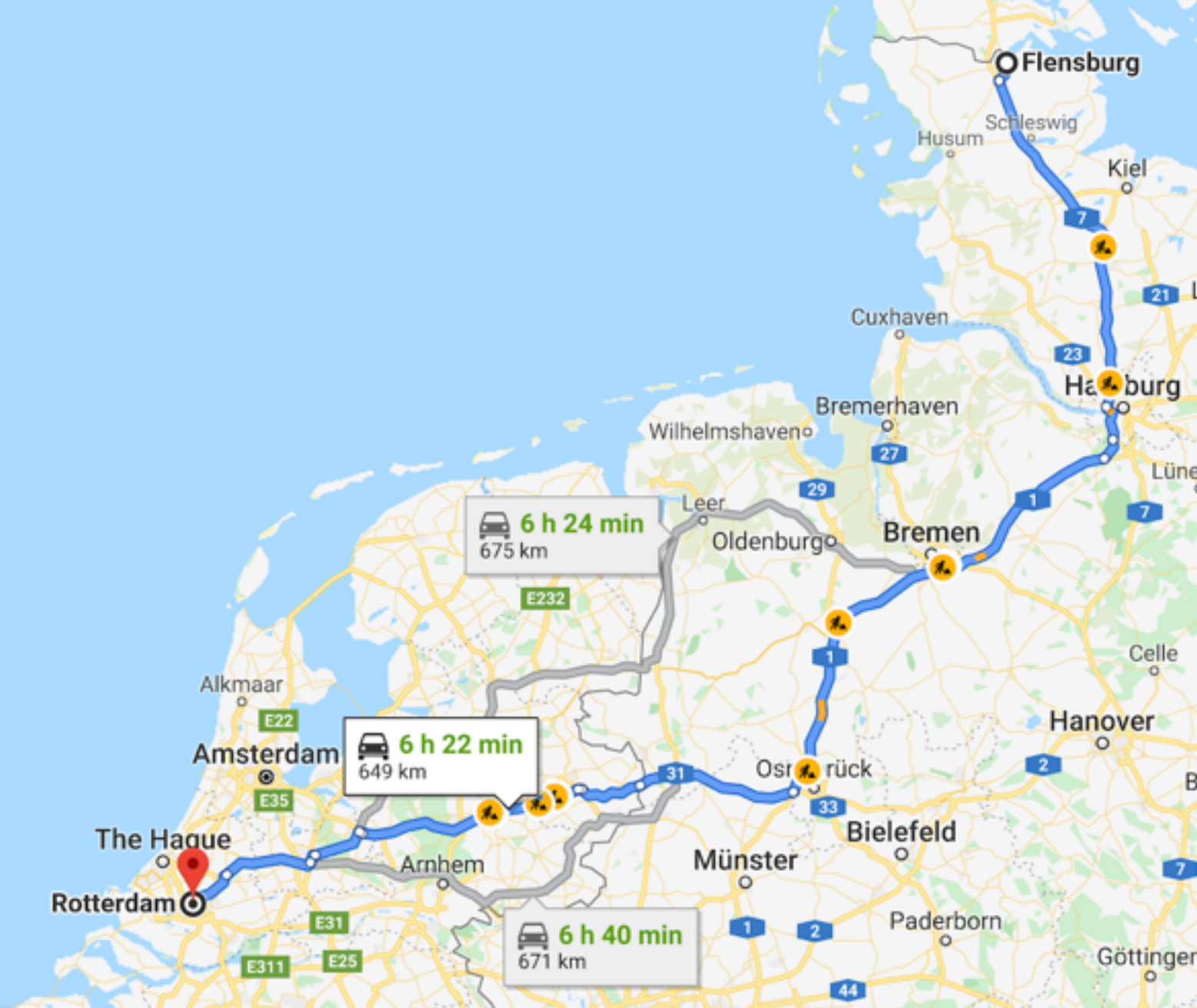

\* **Harwich** - Hook of Holland

\* **Hull** - Zeebrugge/Rotterdam


Routes to Denmark are very much a personal choice and are dependent upon the time you have available for your trip. We took our time through The Netherlands and took in **Giethoorn** and **Bourtange**, both highly recommended diversions. We then headed up to **Wischhafen** as we wanted to avoid Hamburg and any potential Green Zone issues. We also wanted to travel up the west coast of Denmark, so access north took us naturally to Rømø up the 5 Route.



Most **direct** route from Rotterdam via Hamburg using motorways.



The **scenic** route that takes in the **Wischhafen ferry** across the Elbe. This is such a great crossing and costs just €20 for a 30 minute sailing.



[Check out our Video on the ferry here.](#)



## All things driving related

Denmark is a joy to drive around. With generally quiet roads, even on the motorways, there is so little stress here. No wonder they are the second happiest country in the world according to the World Happiness Report 2019.

The road network is clear and great quality - as good as any of the roads we've driven in Spain, which are top notch in our opinion. We encountered no traffic jams and rarely saw any other motorhomes. It was such a pleasant place to drive around.

Unlike Italy, where we have experienced some of the worst drivers and roads ever, Danish drivers are courteous, safe and mindful. We had no incidents in the three weeks we were in the country.

As with all travel, driving fast misses the beauty of a country. Whilst through some of the flat land in the south, it might be tempting to put your foot down, don't. Enjoy the ride and travel slow.

### Road Signs

Most of the road signs speak for themselves, like with every other western European country. Although we thought we would share a few that stood out for us.



Similar to our road-trip in Poland in 2018, when you see this sign, it indicates entry into a village or town, enforcing a 50km (31mph) zone. Whilst no one else seems to stick to that rule, as a visiting foreigner, we would always

recommend adhering to the speed limits.



The end of the speed restriction zone is represented by this image. So you can now travel at 80 kmph (48mph).



You will see this Daisy sign all over Denmark. This is the Marguerite Route named after Queen Margarethe II whose nickname is Daisy and offers you over 2,000 miles of Denmark's best beauty spots.



Denmark's 6 National Parks are clearly identifiable with this sign. Although if you struggle to find all six, don't worry, one of them is up in Greenland, which is part of Denmark's Kingdom.



For Denmark's Stellplatz with overnight possibilities and services, look out for this sign.





### And finally...

A word on where you can and can't park a campervan/motorhome.

Lots of Denmark's car parks have clear signs indicating whether it is prohibited to park during the day/night. If you see a sign like this, the No Camping sign is always evident.

### Toll Fees and Green Zones

As long as you are under 12T there are no fees for driving on Denmark's highways.

There are just two exceptions; **The Storebælt** and **Øresund Bridges**. As we've already mentioned these are two magnificent pieces of structural engineering and are definitely worth driving, although it does come at a cost.

**The Storebælt** is a beautiful 11 mile (18km) structure that is payable at a Toll Booth. You can pay by cash, Euros, Krone or credit card. Prices are based on the length and height of your vehicle. Based on 2019 prices for a camper/motorhome over 6m long and max 3.5T it cost €52; €85 if you are under 10m and over 3.5T.

Make sure you take your registration paperwork in case of any dispute about charges based on your length. (Remember you must include any trailers or bicycle racks in your total length).

**The Øresund Bridge** is a road and rail route to Sweden and is just under 10 miles (16km) long including the tunnel. It's quite a sight. If you plan on returning from Norway/Sweden this way, then it is worth buying a **Bropass**. It's an annual pass that costs around £37 to register, although it will save you **50% on each of your crossings**. Given the fee to cross is €124 (summer price – out of season is slightly cheaper) then if you come back this way, the Bropass is valuable. If you are unsure about your route home, then we recommend paying the one-way fee. You can buy ON-LINE at least one hour before you cross, saving 10%. [Here's the link](#). The purchase is valid for up to 30 days

And don't forget that there is a **Green Zone** around Aarhus, Arlborg and Copenhagen. So be aware of potential charges if you enter these zones. For up to date info [check here](#).

### Road Safety

A few rules are worth noting when driving in Denmark:

- Drink driving - if the level of alcohol in the bloodstream exceeds 0.05%, severe penalties include licence suspension, fines or imprisonment, depending on the amount of excess.
- Your headlights must always be dipped beam even in the daytime.
- Third-party insurance is compulsory.
- Use of mobile phones is prohibited whilst driving in Denmark.
- A line of triangles painted on roads means you must give way.
- Bicycles and buses have right of way

For more information check out this [website](#).



# Everything Camping

There are a number of camping options in Denmark that allow you to really get to the heart of this understated country.

- **Campsites** - There are round 400 campsites in Denmark giving you plenty of options for staying put and exploring or just catching a rest for a couple of days. Approximately 66 of these are ACSI sites. We only stayed on one site throughout our three weeks, which was on the island of Rømø. This was a very high-class site with some of the best showers we have ever experienced. For a full list [check out this link](#).
- **Stellplatz** - Like the Aires of France and Sostas of Italy, Denmark has a number of Stellplatz exclusively for the use of motorhomes and campervans. These offer only basic facilities and some are free whilst others have a small hourly fee of 8DK (€1 per hour).
- **Marina Parking** - Denmark has a lot of coastline and fjords which lend themselves to marinas. And for visitors, these also often come with paid parking areas for motorhomes with EHU. They have a variety of facilities, like showers and washing machines, many of which are often free. They cost on average 150DK (€16.00).
- **Wild camping** - There is a mixed debate around wild camping in Denmark. Some say it is not permitted, whilst others say it is more than tolerated. Of our 21 days in Denmark we wild camped for seventeen days without any issues. Obviously it requires respect and responsibility, as ever, although it was very easy to wild and in some amazing places too. Often in car parks we would ask if we could stay overnight, welcomed with enthusiastic confirmation.

## Pintrip - Denmark's answer to the France Passion scheme

After a bit of supermarket shopping, we found a leaflet under our windscreen wipers telling us about a camping scheme called [Pintrip](#). It offers free overnight stopovers at over 180 artisan locations across Denmark, similar to the France Passion concept. We were so curious we got in touch with the owners, who invited us for dinner. Peter and Henriette, who are motorhomers themselves, told us the story behind the creation of Pintrip and their hand-picked locations, which launched April 2019. Click on the image below to watch our interview with them. We highly recommend Pintrip.



**The Pintrip Guide** is €30 for 12 month's membership valid from April-April enabling you to have free overnight stays throughout the duration of your Denmark tour. Click the image below to watch a selection of our Pintrip 'homes'.





## Cost of living

We have had the privilege of travelling through some cheap countries during our full-time adventures, and Denmark and its Scandinavian siblings will not feature on our Cheapest List. It is without doubt much more expensive than some of its European counterparts. Although that said, with the amount of wild camping available in Denmark, you can still have a relatively manageable visit. Here are some examples to help you budget.

- **Diesel** averaged around 10.45DK (£1.20 per litre)
- **LPG** was around 8.98DK (£1.03). Although *an important message on LPG*. It's like hen's teeth. There are 3 stations listed although on checking each of them out, only 1 actually exists in Middlefart - across the Storebælt Bridge. So we recommend you fill up in Germany or Sweden before you cross the border.
- Food bills for our three week stay was £400, which is a weekly average of £133.00
- Denmark is actually the 5th most expensive country in Europe when it comes to alcohol. Although if you are used to Spanish prices or central Europe it will still be a shock to the system. So we suggest you do a shop in Germany before you cross.
- Eating out is expensive. We only had a sandwich each which cost us £10.43. It was a lovely sandwich although we didn't do it again.
- Our total spend during our 21 days was **£1000**, although this includes £150 shopping bill in Germany before we entered and the cost of the two bridges which were £180. So if you exclude the toll fees, our daily average spend was £38.00 per day!

## Shopping

We had arrived in Denmark fully laden given the reputation for expensive groceries. That said when we did buy provisions, we shopped at the plentiful Lidl's which brought the price down a little. Our view of Denmark and its Nordic neighbours is that it requires a ***Waitrose mindset rather than Aldi***.

You can buy everything you need, although you will just pay a bit more for it.

## When to come/weather

Denmark's weather borders between a temperate climate and a more Nordic influence. Summers can be very warm although throughout the year expect windy conditions. Dark winters and long days during the summer give Denmark a very specific window for visiting. We toured in May and it was incredibly windy and wild, which this is pretty normal thanks to its North Sea position and the arctic weather fronts that head south from Norway.

As a general rule, visit between May and September when the weather and daylight hours are more conducive to travel. Winter is a less attractive time to visit due to its dark nights and wintry conditions where winter tyres or snow chains may be required.

It's worth bearing in mind that the schools break up in the last week of June until beginning of August, so there will be more activity around lakes and the coast.



## Getting by in Danish

I think every language is tricky when you first give it a go. Although once you get into the swing of things, you soon pick things up. With a handful of phrases and Google Translate you can get by.

For our Travel Phrase Guidebook why not check out our free to download eBook - [Getting by in...](#)

Throughout Denmark, and it is true of all of Scandinavian countries, English is widely spoken. Albeit perhaps pigeon English when you get into the countryside. It must be said that their pigeon was far better than my sketchy Danish.

However, we always make the effort to learn the basics. Here is our little guide to Danish phrases that will serve you well.

The locals really appreciate you having a go, even if you have to resort to Google Translate. Over time the phrases do become easier.

English	Danish	Phonetic
Hello	Hej	Hi
Goodbye	Farvel	Far veel
Please	The Danes don't have an official word for please	
Thank you	Tak	Tak
Can I	Kan jeg	Kay ya
Stay	Bliv	Blee
Have	Har	Har
Pay	Betale	Be tale
One night	En nat	In net
Do you speak English	Taler du engelsk	Taylor du en gelsk
Yes/No	Ja / Ingen	Ye / Ing





## 10 CAMPING OPTIONS

When we set out for Denmark, we were unsure how the whole camping thing would go. Given we love to wild camp - and the reports we had heard about it not being allowed, we went with an open mind.

With parking areas and toilets everywhere, we soon learned that camping in Denmark is actually really easy especially with the Pintrip scheme. Here are our overnight stops during our three weeks in Denmark. with co-ordinates. We hope they are useful to you.





### Scoobie at Lakolk Beach, on the island of Rømø

#### 1. Oasen Aire - Rømø (55.094713 8.5422)

This was a great Aire on the island of Rømø on Denmark's south western edge. With gravel pitches positioned around a lake and the most excellent showers ever! €17pn with showers and EHU extra.

#### 2. Ribe Stellplatz - Centrum Syd (55.324688, 8.75772)

This was a car park on the edge of the oldest village in Denmark, which is a delight. Although the area for motorhomes is always taken up by cars for the local college. So go after 3.00pm and you will get a space. There are services here and an overnight is free.





### 3. Hampen Lake Wild Camping (56.018882 9.377754)

This was a super spot beside a lake which you could walk around. It was by a busy main road although the night was quiet. There was a dry toilet available here too.



### 4. De Små Fisk, Silkeborg (56.1455, 9.588259)

There's not much wild camping around Silkeborg, so when we found this next to a campground for kids, we jumped at it. Fabulous spot by the river with toilet facilities and water.



### 5. Uldbjerg Strand - (56.623198, 9.314245)

After a great visit to Viborg, we headed out to this fjord where we had a gorgeous, if not rather windy night. Great spot although no services.



### 6. Nymølle Strand (56.678237 8.789692)

Not far from Uldberg, we found another great fjord spot which had some lovely walks around. There was a dry toilet in the car park as well.



### 7. Grenen Point (57.746239, 10.650171)

The most northerly point of Denmark is a must see. Where the two seas meet creates not only a forceful ocean tide, it also has a really amazing energy up there. You can stay for free in the car park and there are toilets open 24/7. We ask for permission to stay.





## 8. Sonderklit Beach (57.249542, 10.549303)

This was a nice big car park right behind the sand dunes so it was incredibly sheltered. The shells this side of the country were just amazing.

## 9. Mariager Marina (56.653904, 9.984648)

Mariager has a heap load of history and charm to it and this marina is in a great position. We checked out the campsite although it was extraordinarily expensive. So we enjoyed the marina, at 150DK (£17pn) which you must pay in cash in an envelop that you put in an honesty box. Washing machine facilities were free.

## 10. Middelfart (55.494332, 9.703708)

Middelfart is a joy, partly because it has LPG and also the fjord parking is amazing. Some great walks and there's a ferry over to the island just 1/4 mile away. There are free services about 2 miles away along the coast.

## 11. Astrup Windmill (55.083102, 10.346148)

This is a great spot as part of Pintrip, so you will need to buy their membership to stay here for the night. They have the best display of haberdashery I have ever seen.

## 12. Enø Marina (55.177005, 11.653515)

A lovely little marina on the island of Enø which is famous for its beach. It costs 165DK (£19 payable in **cash only**). There is a bridge with a height restriction of 4m to enter the island. There are some lovely walks around this small island with plenty of fish restaurants, a bakery where you can withdraw cash and a fishmongers.





### 13. Enø wild spot (55.160944, 11.678741)

Fabulous wild spot alongside the fjord. Great walking and falling asleep to the sound of the waves.

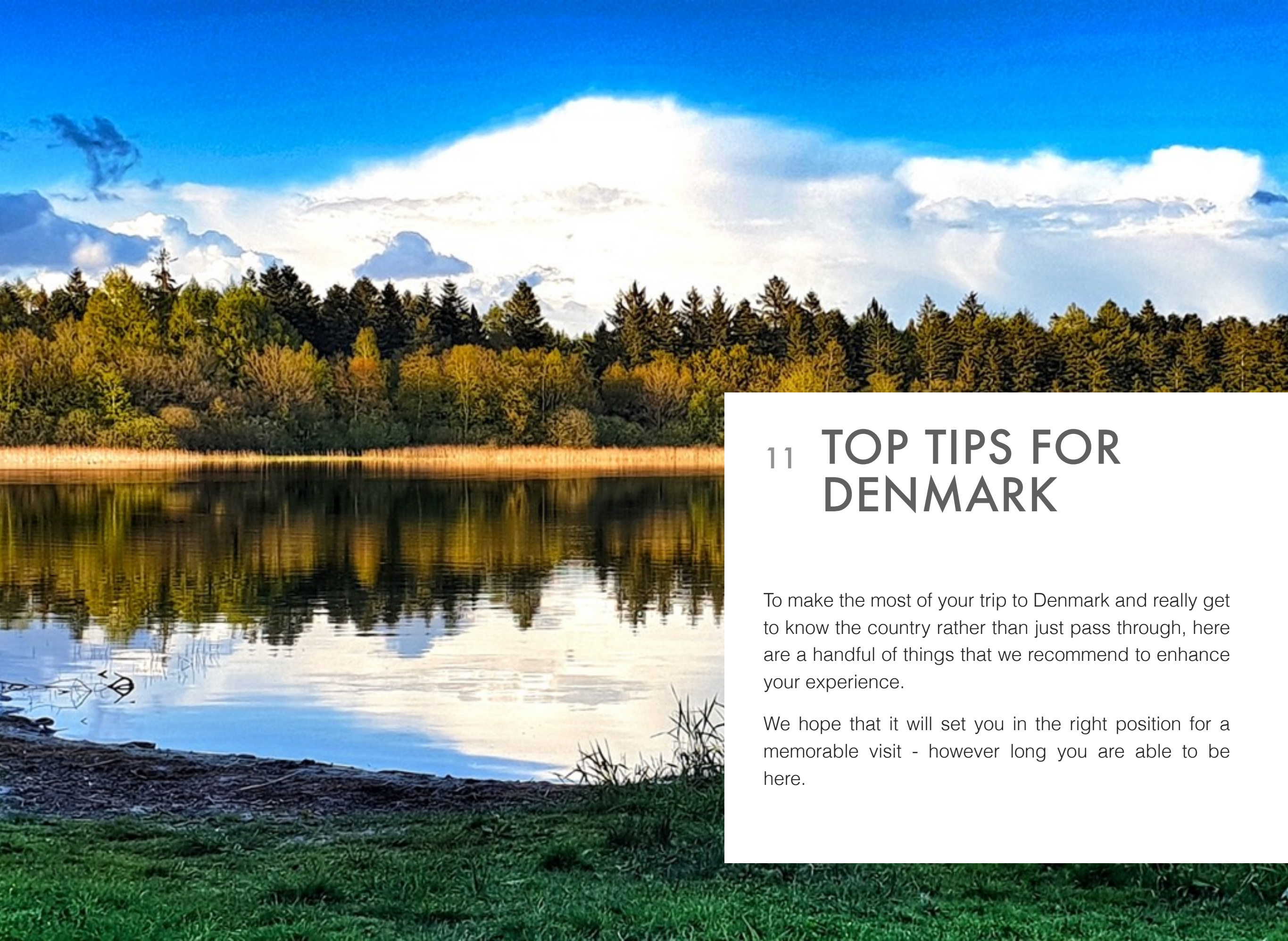


### 14. Køge (55.490946, 12.19612)

This was a super spot south of Copenhagen beside the nature reserve. There is a cafe open in the season with toilets. It is possible to catch the train from Køge into Copenhagen so that you avoid the Low Emission Zone that wraps right around the city.







## 11 TOP TIPS FOR DENMARK

To make the most of your trip to Denmark and really get to know the country rather than just pass through, here are a handful of things that we recommend to enhance your experience.

We hope that it will set you in the right position for a memorable visit - however long you are able to be here.





Plenty of hygge going on!

## TOP TIPS FOR DENMARK

1. Come here from **spring through to early autumn** for the best of the weather. Nowhere is really busy in Denmark, albeit we visited in May well before the tourist season. Although there were few motorhomes around at that time.
2. Don't forget that the currency is **Danish Krone**, despite being in the EU. So keep an app like [Xe.com](https://www.xe.com) to hand to help with the conversion. There are plenty of ATM's around so getting access to cash isn't a problem. And if you can't find an ATM, check in supermarkets or bakeries - they will often give you cash-back.
3. As a general rule Denmark, much like its neighbours are a **cashless society**, although don't be caught out with places like marinas where honesty boxes require cash. And of course coins will be required for washing machines.
4. Denmark has around 177 **castles**, known as *slot* in Danish. For a small country, that's one long list of castles to explore. Whilst getting to see them all is not doable in a short space of time, do check out at least a small handful of them. Some of the smaller ones are free to walk around the grounds, whilst others like Egeskov you pay an entrance fee.



5. Denmark has over **400 islands**, which excludes Greenland and the Faroe Islands. So visiting at least a couple seems sensible. We loved the small island of Rømø in the Wadden Sea Biosphere. Small islands like Enø give you a real intimate flavour of Denmark whilst you can't avoid Zealand and Funen if you are driving across to Sweden.
  6. Much of Denmark's charm is in the little **villages** like Ribe, Viborg and Mariager. Be prepared to go off the beaten track to see some of their innocence and beauty.
  7. Remember that in the **spring** Denmark can be a windy old place, especially on the coasts. There are kite and surfing competitions here for good reason. So come prepared with appropriate clothing.
  8. Keep an eye on your **LPG** consumption as it is like hen's teeth in Denmark. Middelfart is your best bet. I guess you won't forget that one!
  9. **Buy supplies** in cheaper Germany for your Denmark road-trip.
  10. Denmark is the second happiest country in the world, so take your time and feel the **Hygge** (pronounced hooga). Be with friends and family, relax with your favourite book, make a picnic or sit somewhere beautiful with your cosy clothing.
  11. **Eating out** is not cheap in Denmark so if you are on a budget, do it sparingly. Although given there is so much wild camping and Pintrip places to visit, you'll save money on the camping front.
  12. Denmark is famous for **beer**, obviously although it is building up a reputation for whisky distilling and wine production. It's worth trying if you get the chance.
  13. Southern Denmark is a bit **flat** and whilst we have learnt to appreciate all shapes of landscapes, be mindful that like its cousin The Netherlands, you will only find rolling hills. The highest point is just a mere 171m above sea level. What Denmark lacks in mountains it oozes in diversity. From sand dunes to extraordinary beaches, seals, raging seas, fjords, dolphins, acres and acres of golden yellow rape fields and Viking heritage.
  14. If you value paying homage to **WW2** then Denmark has plenty of museums and monuments around the entire coast. Dominated by German armies, bunkers are around the northern edge of the country particularly.
  15. **Internet connectivity** was excellent throughout our three week trip.
  16. People are so **friendly** and always willing to help you if they can.
  17. Denmark is a **clean, organised and efficient** country with little or no graffiti. The Danes are conditioned to respect their environment and each other and this is evident just by the way they lead their lives and their communities.
  18. And finally, our last tip is the most important. **You must come!** We are on a mission to put Denmark on the map. It has so much to offer and deserves so much more than a brief passage through to Sweden or Norway. Come! Come soon!
- For a visual journey through Denmark, check out our two videos which might give you a deeper exploration through the eyes of The Motoroamers. [Video 1](#) and [Video 2](#).





## 12 CLOSING THOUGHTS

Denmark had never been on our radar and we knew very little about what it had to offer. We didn't even know that Lego's origin is in the heart of Denmark. Great bacon yes and of course as a happiness coaching I knew about Hygge, although that was the extent of my knowledge of Denmark.

So what a lovely surprise this gentle nation has been for us. A peaceful and passive country that seems to go under the radar and yet subtly wields its commercial power on the world stage.



# CLOSING THOUGHTS

Denmark will invite you into its land with open arms although such is the strength of their identity, if you stay or if you go, it matters not to Denmark. It is a country strong in heritage and in honour and whilst it hopes you will stay, it will not be offended if you leave. Your visit here will be rewarded by a country with character, values and pride that vibrate through its communities.

There is nothing dramatic happening in Denmark unlike its neighbours. Although this is somehow its charm. It has an air of 'quietly nice'.

Throw yourself into this green and pleasant land and be ready for a multitude of experiences that will have you wanting more.

We thought Denmark was endearing and definitely grew on us as each week passed. It may sit in the shadow of geological genius although Denmark is unmoved by the pressure to impress. Come, enjoy it and reap the rewards of its uniqueness.

if you have any questions why not drop us an email at [themotoroamers@gmail.com](mailto:themotoroamers@gmail.com) or check out the website for all our blogs and vlogs <https://www.motoroaming.com>

## **Karen, Myles and Scoobie**

